




SWIVELS, FILTERS AND FILTER HOUSINGS


Gun & Hose Swivels



Turns very easily even under extremely high pressures.
Maximum working pressure **7,500 PSI** (1/4"), **5,800 PSI** (3/8")

Part No.	Description
70-220	1/4" NPS (M) x 1/4" NPSM (F)
70-225	1/4" NPS (M) x 1/4" NPT (M)
70-520	3/8" NPS (M) x 1/4" NPSM (F)
70-550	3/8" NPS (M) x 3/8" NPSM (F)


Gun Swivels with Inline Filter



Combination high pressure swivel and inline filter. Supplied with a 60 or 100 mesh filter. Turns easily even under extremely high pressures.
Maximum working pressure **7,500 PSI**

Part No.	Description
71-220	1/4" NPS (M) x 1/4" NPSM (F)
71-250	1/4" NPS (M) x 3/8" NPSM (F)


Inline Filter Housing Assemblies



Supplied with a 60 or 100 mesh filter.
Maximum Working Pressure **5,800 PSI**

Part No.	Description
72-220	1/4" NPS (M) x 1/4" NPSM (F)
72-250	1/4" NPS (M) x 3/8" NPSM (F)
72-520	3/8" NPS (M) x 1/4" NPSM (F)
72-550	3/8" NPS (M) x 3/8" NPSM (F)

Disc Filters



Manufactured of 304 stainless steel.

Part No.	Description
36-020	30 Mesh
36-009	60 Mesh
36-005	100 Mesh
36-003	200 Mesh